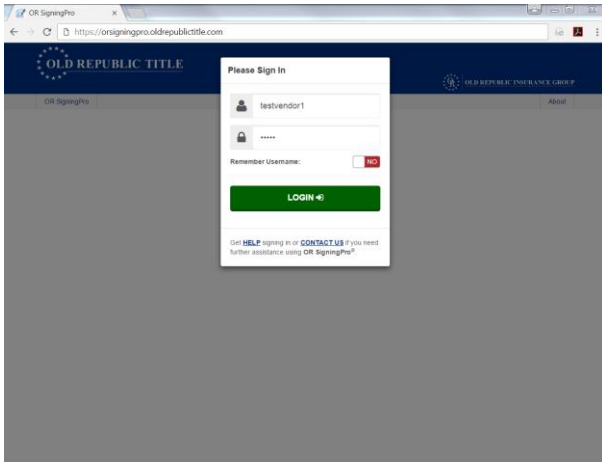




## Registration and Mobile Device Setup

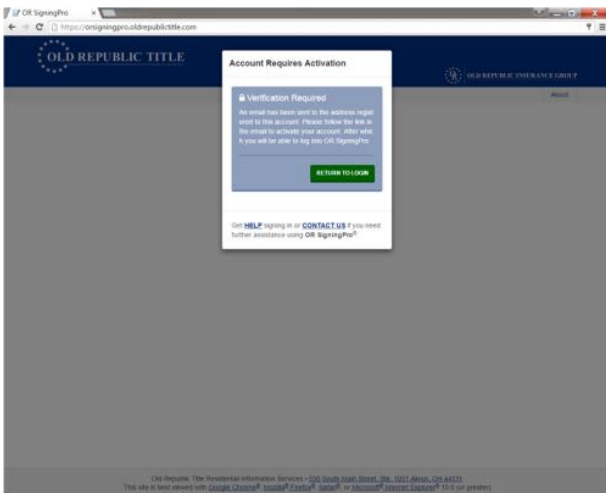
**\*\*\*Registration can be completed on desktop or mobile\*\*\***

Go to : <https://orsigningpro.oldrepublictitle.com>



1. Type in your username and temporary password: 12345.

(If you don't remember your username, go to **"HELP"** then "I don't know my username")



2. An authentication email is sent to your email address.

3. Click the link in the email.

Welcome to OR SigningPro testvendor1!

Make sure you activate your account to access OR SigningPro.

Important:

To successfully complete your account activation please either click the below link or paste it in your browser.

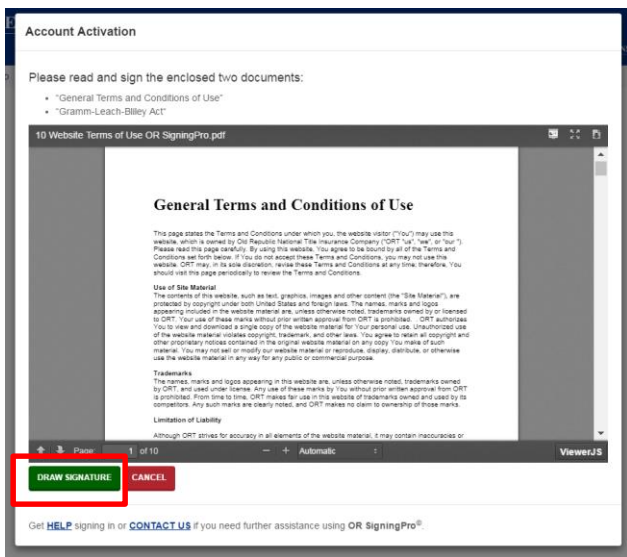
<https://quorsigningpro.oldrepublictitle.com/#activate/592e21d3-aba3-4a40-8534-706f31f48c4>

For your safety, the link is only valid for 30 minutes after the date of this email.

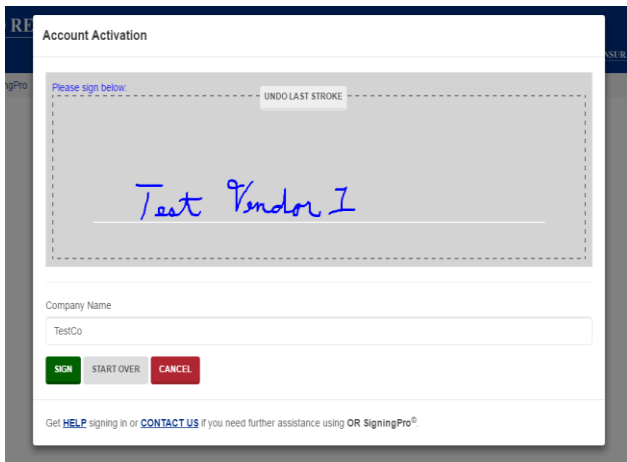
Thank you,

Signing Services Department  
OLD REPUBLIC NATIONAL TITLE INSURANCE COMPANY  
530 South Main St | Suite 1031 | Akron, Ohio 44311  
Toll Free: 866.235.4326 | Fax: 888.314.9503  
[ORTSignings@oldrepublictitle.com](mailto:ORTSignings@oldrepublictitle.com)

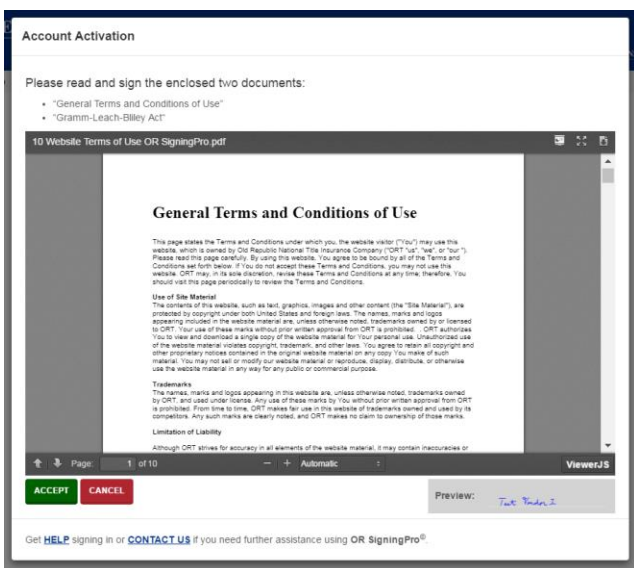
\*\*\*Note: links are only good for 30 minutes, after that you will have to return to step 1\*\*\*



4. Review Terms & Conditions/Gramm-Leach-Bliley Act and click **Draw Signature**



5. Draw e-signature and enter Company Name (if applicable). Then click **Sign**



6. Verify your e-signature preview and click **Accept**

Account Activation

Please complete your account activation by choosing a password

New Password

Confirm Password

[SUBMIT](#)

Get [HELP](#) signing in or [CONTACT US](#) if you need further assistance using OR SigningPro®.

7. Type in your password that meets security requirements (Uppercase, lowercase, number, symbol).

Activation Complete

Thank you for activating your account  
Please sign in to access the site.

[SIGN IN](#)

Get [HELP](#) signing in or [CONTACT US](#) if you need further assistance using OR SigningPro®.

8. Activation complete!

For more Information on navigating OR SigningPro™, user guides are available in the Reference section upon login to the website.

## Mobile Device Icon Setup

On iPhone:

1. On your iPhone, you'll open Safari and go to <https://orsigningpro.oldrepublictitle.com>

2. Click the icon that looks like a box with an upward arrow in it



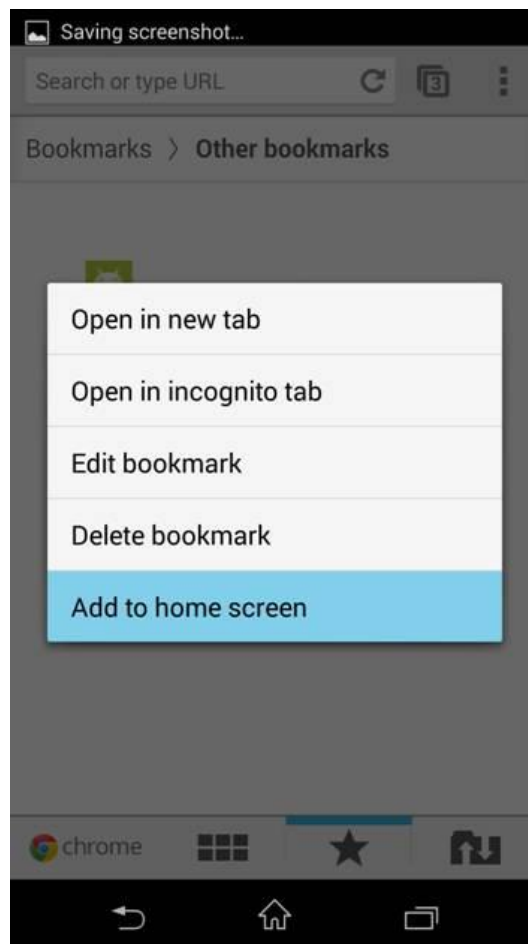
3. Choose "add to homescreen" and it saves an icon on your phone



Looks like an app, works like an app, but no storage taken up

On Android:

1. On your phone, you go to your internet browser and go to <https://orsigningpro.oldrepublictitle.com>
2. Click the icon that looks like three dots in the upper right-hand corner
3. Choose “add to homescreen” and it saves an icon on your phone.



Looks like an app, works like an app, but no storage taken up